




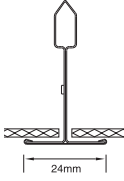


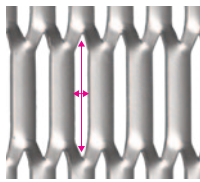
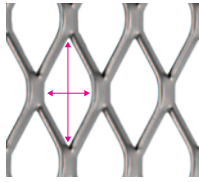




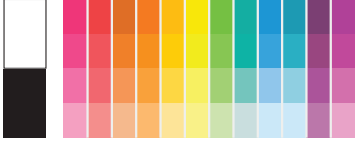



# AMF METAL Expanded Mesh

## Features

- AMF METAL Expanded Mesh ceilings provide a contemporary design aesthetic to achieve an industrial and contemporary look
- 2 standard designs and 2 panel sizes
- 3 standard colours plus custom RAL finishes
- Installed on standard Prelude 24mm suspension systems
- 100% upward demountable for simple plenum access
- Durability and longevity of metal
- Available with acoustical infill options
- Ideal choice for transport hubs, renovation projects or large circulation areas



# AMF METAL Expanded Mesh

| Panel Options                                                                                               | Mesh: Profile for Exposed Structures                                                                                                                                                                                                                                                                                                           |                                                                                                                                    |                                                                                                                                   |                                                                                                                                 |
|-------------------------------------------------------------------------------------------------------------|------------------------------------------------------------------------------------------------------------------------------------------------------------------------------------------------------------------------------------------------------------------------------------------------------------------------------------------------|------------------------------------------------------------------------------------------------------------------------------------|-----------------------------------------------------------------------------------------------------------------------------------|---------------------------------------------------------------------------------------------------------------------------------|
|  <b>Suspension system</b>  |  <p>AMF Prelude XL<br/>24mm steel T-Bar</p>                                                                                                                                                                                                                   |                                                                                                                                    |                                                                                                                                   |                                                                                                                                 |
|  <b>Material</b>           | Galvanized Steel                                                                                                                                                                                                                                                                                                                               |                                                                                                                                    |                                                                                                                                   |                                                                                                                                 |
|  <b>Patterns</b>           |                                                                                                                                                                                                                                                                                                                                                | <p>H-3<br/>3.75mm x 26.4mm<br/>80% Open Area</p>  | <p>R-4<br/>11mm x 25.9mm<br/>78% Open Area</p>  | <p>Thermatex<br/>Thermofon Black Infill</p>  |
|  <b>Weight</b>             |                                                                                                                                                                                                                                                                                                                                                | 7.1 kg/m <sup>2</sup>                                                                                                              | 4.2 kg/m <sup>2</sup>                                                                                                             | 2.9 kg/m <sup>2</sup>                                                                                                           |
|  <b>Dimensions (mm)</b>   | 600 x 600                                                                                                                                                                                                                                                                                                                                      | BP5332M6A1__*F                                                                                                                     | BP5336M6A1__*F                                                                                                                    | BP6900GBL                                                                                                                       |
|                                                                                                             | 1200 x 600                                                                                                                                                                                                                                                                                                                                     | BP5321M6A1__*F                                                                                                                     | BP53325M6A1__*F                                                                                                                   | BP6901GBL                                                                                                                       |
|  <b>Colour</b>           | Polyester Powder Coated - Global White / Black / Silver Grey and custom RAL options<br>                                                                                                                                                                     |                                                                                                                                    |                                                                                                                                   |                                                                                                                                 |
|  <b>Sound absorption</b> | N.A. Optional Thermatex Thermofon Black infill available with NRC 0.85                                                                                                                                                                                                                                                                         |                                                                                                                                    |                                                                                                                                   |                                                                                                                                 |
|  <b>Fire resistance</b>  | Conforms with NCC Spec. C1.10 as tested to AS56371:2015 - Group 1, and ISO 5660 - Group 1 - S                                                                                                                                                                                                                                                  |                                                                                                                                    |                                                                                                                                   |                                                                                                                                 |
|  <b>Handling</b>         | 100% upward demountable without tooling.                                                                                                                                                                                                                                                                                                       |                                                                                                                                    |                                                                                                                                   |                                                                                                                                 |
|                                                                                                             | <p><b>Notes:</b> * When specifying or ordering, include the appropriate 2-letter colour suffix with the item number (e.g., BP5316M6A1WHF) WH = White, SG = Silver, BL = Black<br/>Some items are available based on a minimum order quantity. Other sizes available upon request.<br/>Contact your AMF Representative for more information</p> |                                                                                                                                    |                                                                                                                                   |                                                                                                                                 |

## Specifications

- Ceiling system shall comprise AMF Metal Expanded Mesh.
- Pattern shall be H-3 / R-4 in White / Black / Silver / RAL\_\_\_\_ colour.
- Nominal size 600x600mm / 1200x600mm.
- Infill tile shall be AMF Thermatex Thermofon Black 15mm.
- Suspension system shall be AMF Prelude XL 24mm Exposed Tee System in White / Black.

## Contact

p. +61 2 8198 9900  
e. [info@amfceilings.com.au](mailto:info@amfceilings.com.au)  
w. [amfceilings.com.au](http://amfceilings.com.au)

©2023 Australian Mineral Fibre (AMF) Pty Ltd  
Produced 03 March 2023

